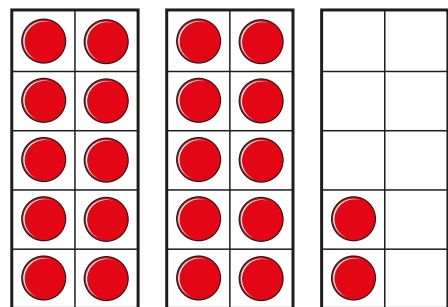
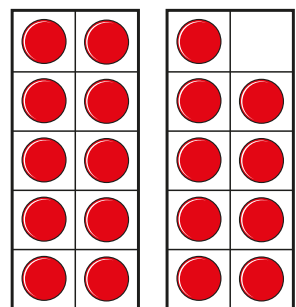
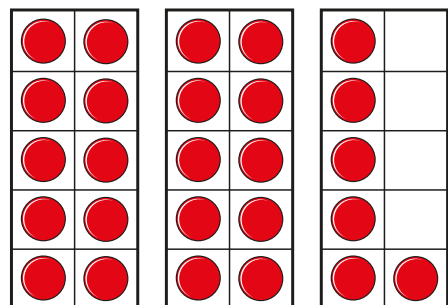


Order objects and numbers

1 What numbers are represented?





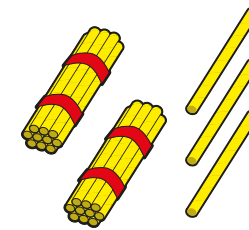


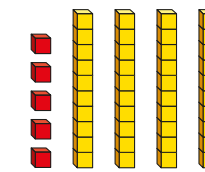
Write the numbers in order.
Start with the smallest number.

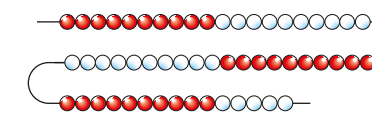
How did you put the numbers in order?

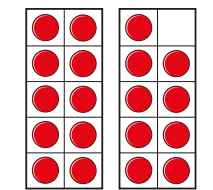


2 What numbers are represented?









a) Which is the smallest number?

is the smallest number.

b) Which is the greatest number?

is the greatest number.

c) How did you find the smallest and greatest numbers?

d) Write any of the numbers to complete the number sentences.

 >
 <

How many different ways can you complete the sentences?



- 3 Use base 10 to make the numbers fifty, fifteen and thirty-five.

Write the numbers in order.

Start with the greatest number.

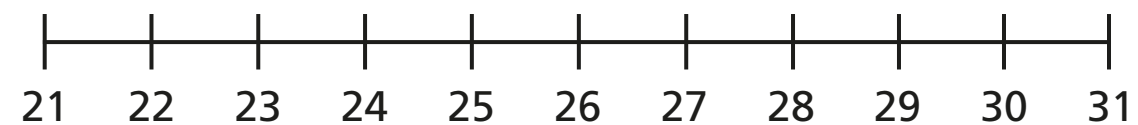
Write the numbers in order.

Start with the smallest number.

What do you notice? Talk to a partner.



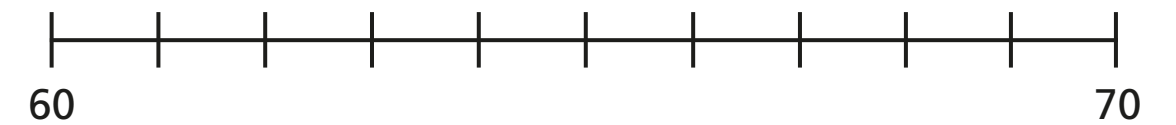
- 4 Circle the numbers 27, 22 and 30 on the number line.



Write the numbers 27, 22 and 30 in order.

Start with the smallest number.

- 5 Label 68, 61 and 64 on the number line.



Write the numbers 68, 61 and 64 in order.

Start with the greatest number.

- 6 Write the numbers in order.

Start with the smallest number.

31 42 29 36 9

How did you order the numbers?

Compare your answer with a partner's answer.

- 7 Is this true or false?

When you compare two numbers, the number with more ones is bigger.

How do you know?

